

5 FT

20/200

C O H Z V

20/160

S Z N D C

20/125

V K C N R

20/100

K C R H N

20/80

Z K D V C

20/63

H V O R K

20/50

R H S O N

20/40

K S V R H

20/32

H N K C D

20/25

N D V K O


20/20

D H O S Z

20/16


V R N D O

When printed, print Actual Size without margins.
If displayed on a screen, adjust scale so
the circle is 1 inch in diameter, approximately
the size of a US Quarter Dollar Coin.



Banner Eye Care Visual Acuity Test 1.4 - Mount on Wall 5 feet
from Patient, away from Window or Light Source.
This Page is ANSI Letter sized (8.5"x11"). Test distance 5 feet.
Design by University of Arizona Ophthalmology and Vision
Science, for COVID-19 Pandemic Monitoring, April 3 2020

Near Vision Screener



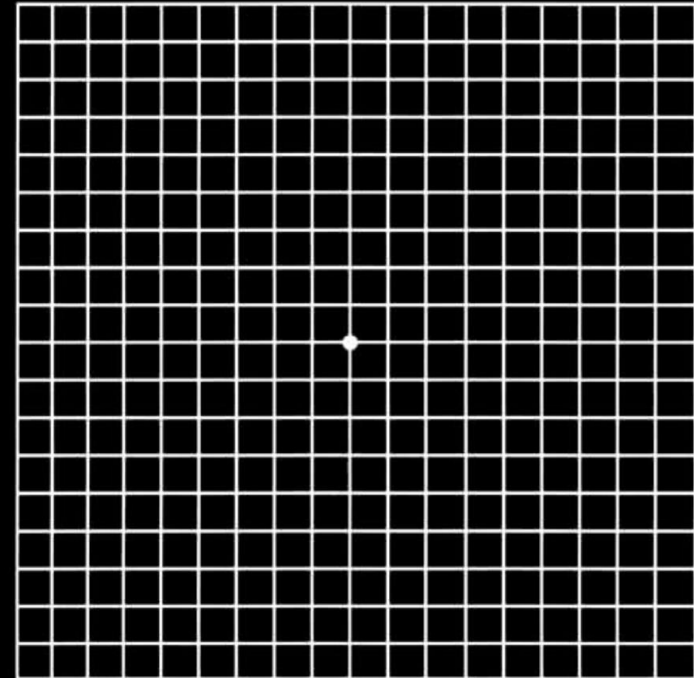
Banner Eye Care Visual Acuity Test 1.4
 This Page is ANSI Letter sized (8.5"x11").
 Design by University of Arizona Ophthalmology and Vision
 Science, for COVID-19 Pandemic Monitoring, April 3 2020

When printed, print Actual Size without margins.
 The circle is 1 inch in diameter, approximately
 the size of a US Quarter Dollar Coin.

J16	20/200	space woman cycle
J15	20/170	flood guard relax
J14	20/140	shave lunch quiet
J13	20/110	world stake frown
J12	20/100	curve paint forum
J10	20/75	feast elect round
J8	20/60	model trust smile
J6	20/50	plant treat miner
J4	20/40	mouth prize water
J2	20/30	bread carve cabin
J1	20/20	study chair plane

Jaeger
 Snellen Equivalent
 When Tested at 14"

Amsler Grid



Test under normal room lighting with reading glasses.
 Hold the Amsler Grid 30 cm (12 in) from your eyes.
 Test each eye separately.
 Look directly at the dot with your uncovered eye and keep your eye
 focused on it.
 Do any of the lines in the grid appear wavy, blurred, or distorted?
 Are there any dark areas or missing spots in the grid?